



HES E-toolkit user manual



Energy Efficiency and Renewable Energy Applications in the Hotel Sector

Hotel Energy Solutions Official Partners



Supported by



**HOTEL ENERGY SOLUTIONS
E-TOOLKIT USER MANUAL**



Legal Disclaimer

The sole responsibility for the content of this publication lies with the authors (the Hotel Energy Solutions official partners). It does not necessarily reflect the opinion of the European Union. Neither the EACI nor the European Commission are responsible for any use that may be made of the information contained therein.

Please cite this publication as

Hotel Energy Solutions (2011), HES E-Toolkit User Manual, Energy efficiency and Renewable Energy Applications in the Hotel Sector, Hotel Energy Solutions project publications

First edition: 2010

Revised version: October 2011

Copyright notice

© Hotel Energy Solutions (2011)

Reproduction is authorised, provided the source is acknowledged, save where otherwise stated. You may copy, download or print Hotel Energy Solutions (HES) content for your own use and you can include excerpts from Hotel Energy Solutions (HES) publications, website and multimedia products in your own documents, presentations, blogs, websites and teaching materials, provided that the suitable acknowledgment of Hotel Energy Solutions as source and copyright owner is given.

Where prior permission must be obtained for the reproduction or use of textual and multimedia information (sound, images, software, etc.) such permission shall cancel the abovementioned general permission and clearly indicate any restrictions on use. All requests for public or commercial use and translation rights should be submitted to icr-hes@unwto.org.

Hotel Energy Solutions (HES) Project Basics

Full name: Excellence in Energy for the Tourism Industry – Accommodation sector: SME hotels (EETI)

Contract N°: IEE/07/468/S12.499390

Hotel Energy Official Partners



Project Supported by



TABLE OF CONTENTS

HOTEL ENERGY SOLUTIONS E-TOOLKIT USER'S MANUAL.

1.01	INTRODUCTION	3
1.02	PURPOSE OF MANUAL	3
1.03	LOGIN OR REGISTER	5
1.04	FILL IN THE QUESTIONNAIRE	5
1.05	REPORTS AND SOLUTIONS	17
	ENERGY RELATED REPORT	18
	ENERGY SOLUTIONS REPORT	21
	CARBON FOOTPRINT REPORT	24
	RETURN ON INVESTMENT CALCULATOR	25
	LEARN MORE: PUBLICATIONS AND COMMUNICATION MATERIALS	36

HES E-TOOLKIT USER'S MANUAL.

1.01 INTRODUCTION

In a world looking for new models of economic growth and development, fighting climate change and adopting sustainable management practices is no longer an option, but a condition for survival and success.

After three years of extensive research and testing, Hotel Energy Solutions (a UNWTO-initiated project made possible by the support of Intelligent Energy Europe, and implemented in close partnership with UNEP, IH&RA, EREC and ADEME) has developed its most important output: an innovative online application named Hotel Energy Solutions E-toolkit.

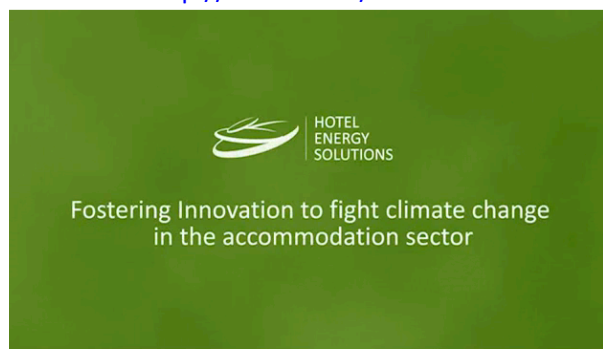
In response to the challenge of climate change, in line with the EU targets and the 2007 Davos process, the project's goal is to increase energy efficiency (EE) by 20% and the use of renewable energies (RE) by 10% in Small and Medium hotels (SMEs) across the EU, demonstrating that economic growth and the environment can, and should go hand in hand.

The easy-to-use toolkit requires answers to a short questionnaire, and consequently provides hoteliers with a report assessing their current energy use and recommendations on appropriate renewable energy and energy efficiency technologies. It further suggests what savings on operating expenses hotels can expect from green investments, through a Return on Investments Calculator.

The toolkit also includes a demo, for those who want to view an example before applying it to a real case scenario.

HES promotional video

<http://vimeo.com/29472358>



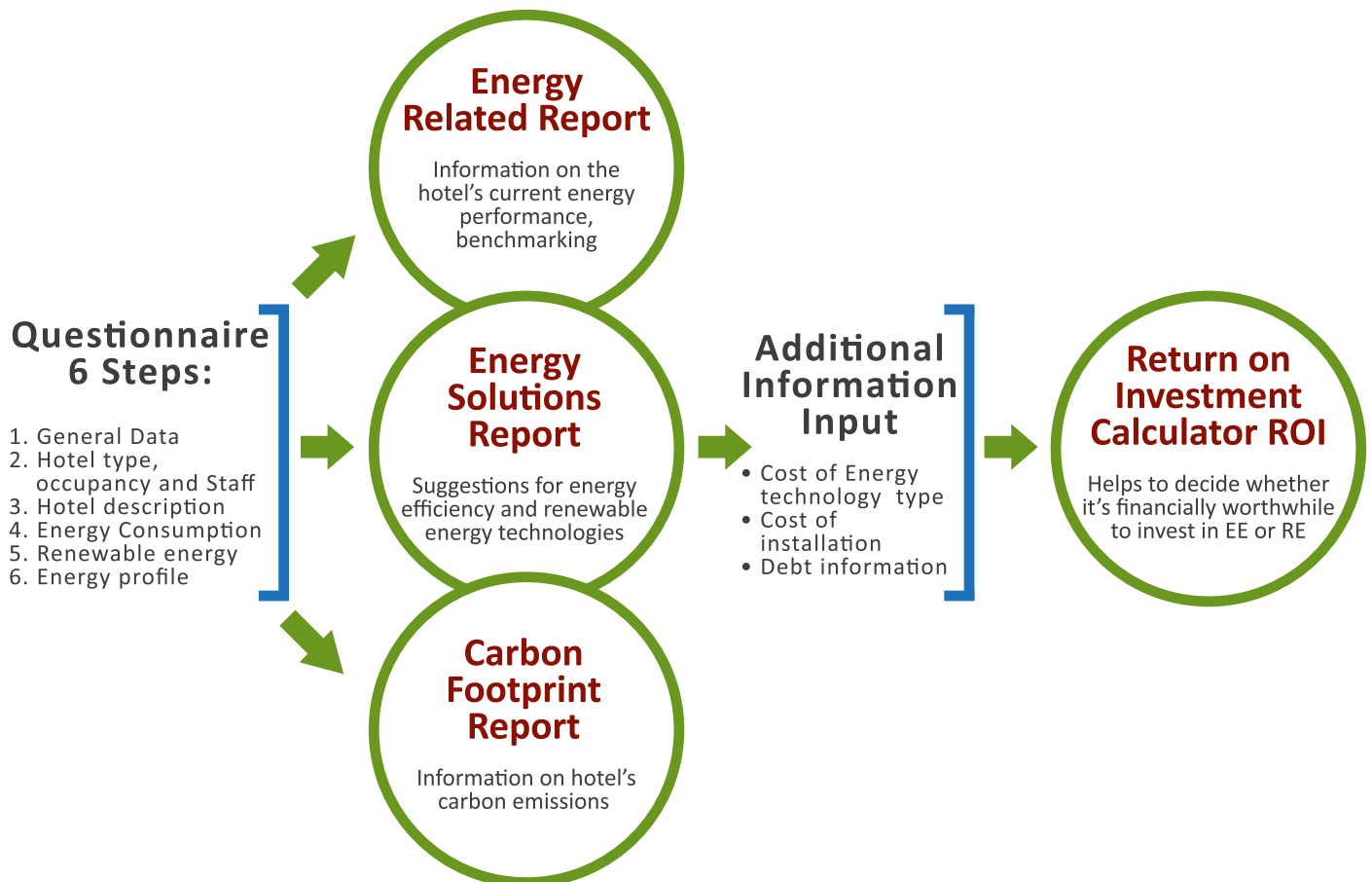
1.02 PURPOSE OF THE MANUAL

Hotel Energy Solutions can assist a wide range of decision makers including administrators, managers and staff, hotel associations, organisations that promote sustainable tourism, relevant educational programmes and other groups engaged within the hotel sector.

This user manual is aimed at assisting the public with the use of the e-toolkit, which will consequently enable the evaluation of opportunities for the application and establishment of EE and RE technologies and practices.

The manual is a step by step guide to the online toolkit procedure with illustrative screenshots for easy following.

Summary of the toolkit process and reports



1.03 LOGIN OR REGISTER

The web toolkit can be accessed at the following URL:

<http://hes.unwto.org>

Press “*It’s free, get started*” to open a screen requesting login and password. First-time users must register in order to create an account. This is necessary to utilise the e-toolkit.

Once registered, you can enter login and password to connect to the e-toolkit. The platform will request verification of your account information.

Inside the e-toolkit platform, you will see a “+ project” option in the menu that allows you to create a new project. It is useful to note that you can have several properties stored simultaneously, with the information saved in your online account. To consult other projects, go to the “My projects” tab that is located on the main menu.

1.04 FILL IN THE QUESTIONNAIRE

To start working with the e-toolkit system, you will need to complete a questionnaire that gathers information about your hotel that is needed to evaluate a project. The questionnaire is divided in the following six steps (each explained separately in this section):

Step 1: General data

Step 2: Hotel type, occupancy and staff

Step 3: Hotel description

Step 4: Energy Consumption

Step 5: Renewable Energy

Step 6: Energy Profile

Step 1: General information: Give your project a title (1min.)

WHAT IS ASKED

- **Project name** (the name of your hotel)
- **Survey completion date** (automatic)
- **Year of reference** (the year you want to base the evaluation on)
- **Country** (the country where your hotel is located)

WHAT YOU NEED FOR THIS STEP

Know some general information about your hotel.

In this section, you will need to define the name of the project, the year of reference, and the country where the project is based. The system will automatically fill out the survey completion date. To continue to the next section and store the entered information, press the “Save and continue” button.

The screenshot displays the 'Hotel energy calculator' interface. The top navigation bar includes 'Hotel energy calculator - Home', 'About', 'Application components', and 'User guide'. The main content area is titled 'Step 1: General data' and features a progress indicator showing 25% completion. The form includes the following fields:

- Project name:** Hotel Villa Paraiso
- Survey completion date:** 4-29-2011 11:44
- Year of reference:** 2011
- Country:** Cyprus

A 'Save and continue' button is located at the bottom of the form. The left sidebar contains a 'Questionnaire' section with a 'Step 1: General data' indicator and a list of other tools: 'Energy related report', 'Energy solutions', 'Return on investment calculator', 'Carbon footprint', and 'Market your activities'.

Step 2: Hotel type, occupancy & staff: Describe key elements influencing your energy needs (5 min.)

WHAT IS ASKED

- **Hotel type** (e.g. hostel, motel, resort hotel, inn etc.)
- **Average Occupancy** in a given period
- **Number of full time staff**

WHAT YOU NEED FOR THIS STEP

- **Consult your occupancy records**
- **Consult your employment records**

This section asks for information about your hotel, such as the hotel type (e.g. hostel, motel, resort hotel, inn, etc.), the average occupancy in a given period, the number of guest nights sold during the last year, and the number of full time staff in the same period.

The screenshot displays the 'Hotel energy calculator' interface. The top navigation bar includes 'Hotel energy calculator - Home', 'About', 'Application components', and 'User guide'. The current project is 'Hotel Villa Paraiso'. The questionnaire is titled 'Step 2: Hotel type, occupancy & staff' and includes a progress indicator showing 25% completion. The form asks for the following information:

- Hotel type:** A dropdown menu with the placeholder text 'Please select from the list'.
- Occupancy:** Radio button options for four periods: Jan-Mar, Apr-Jun, Jul-Sep, and Oct-Dec. Each period has five options: 'Over 75%', '50%-75%', '25%-50%', 'Less than 25%', and 'Hotel closed'.
- Number of guest nights sold:** A text input field with a question mark icon.
- Hotel staff:** A text input field with a question mark icon.

At the bottom of the form, there are two buttons: 'Previous Section' and 'Save and continue'.

Step 3: Hotel Description: Gather information on your hotel building and geographical area to determine your energy needs and opportunities (5min.)

WHAT IS ASKED

- **Features of the building**
- **Geographical area**
- **Climate conditions**
- **Hotel size and facilities**
- **Type of package offered**
- **Hotel star rating**
- **Other guest facilities**

WHAT YOU NEED FOR THIS STEP

- **Consult your architectural plans**
- **Carry out a visual inspection of your hotel**
- **Consult climate charts for your area**
- **Look for missing information on the Internet**

This section asks about:

- **Features of the building**, such as: year of construction, year of last major refurbishment, main type of building construction, current occupation of building, construction system of the building (structure, walls, and roof);
- **Geographical area**: whether the hotel is located in a coastal, mountain, rural, or urban area;
- **Climatic conditions**: approximate number of months in which outside temperature exceeds 30°C, and the approximate number of months in which outside temperature is below 10°C;
- **Hotel size and facilities** (total floor area, area of guest rooms, number of beds, etc);
- **Type of package offered**: whether the hotel offers full board, half board, self-catering, etc;
- **Hotel star rating** (5 stars, 4 stars, 3 stars, etc.);
- **Other guest facilities**: whether the hotel has a restaurant, lounge & bar, laundry, and so on;
- **Air conditioning**: whether the hotel uses an air conditioning system.



Questionnaire

Current project: Hotel Villa Paraiso

Step 3: Hotel description



Gather information on your hotel building and geographical area to determine your energy needs and opportunities. 5 min.

Step 3: Hotel description

Features of building

Year of construction ?

Year (YYYY)

1985

Year of last major refurbishment ?

Year (YYYY)

2000

Main type of building construction ?

Detached Shares one wall with adjacent buildings (semi-detached or end of terrace)

Shares two walls with adjacent buildings (mid-terrace)

Occupation of building

Occupies whole building Occupies part of building including top floor

Occupies part of building including ground floor Occupies part of building - middle floors only

Structure

Steel-concrete structure

Solid structure

Wood structure

Walls

Pre-fabricated panels

Brick masonry

Stone masonry

Wood

Roofs

Slate

Ceramic or concrete tiles

Metal sheet

Asphalt, rubber or synthetic sheet

Wood shingles

Step 4: Energy consumption: Show all the energy sources you use currently (10min.)

WHAT IS ASKED

- **Type of energy used** (coal, LPG, natural gas, heavy oil, light wood chips or pellets etc.)
- **Type of use** (lighting, water heating, etc.)
- **Unit** (KWh,m³,etc.)

WHAT YOU NEED FOR THIS STEP

- 12 months of all your energy bills

This section gathers information on energy consumption by type of energy, such as:

-electricity (and its use – whether for lighting, water heating, etc.)

-coal

-district heating

-liquefied petroleum gas

-natural gas

-heavy oil

-light wood chips or pellets.

For every option selected, the system displays additional questions on the amount of energy used, and the units used to measure that energy (e.g. KWh, m³, etc.).

The screenshot shows the 'Hotel energy calculator' interface. At the top, the logo 'Hotelenergysolutions.net' is displayed with the tagline 'Increasing the competitiveness & sustainability of the EU accommodation sector'. The navigation bar includes 'Hotel energy calculator - Home', 'About', 'Application components', and 'User guide'. The current project is 'Hotel Villa Paraiso'. The questionnaire is at 'Step 4: Energy consumption'. It features a progress indicator and a 'Show all the energy sources you use currently' button with a '10 min.' timer. The form is divided into two sections: Electricity and Gas. The Electricity section has a 'Type of use' row with 'Air conditioning & Ventilation' and 'Lighting' checked, and an 'Amount of total electricity consumed' of 40000 kWh. The Gas section has a 'Type of use' row with 'Heating' checked, and an 'Amount of gas' of 55000 kWh. Both sections have a 'Unit' dropdown set to 'Kilowatt hour (kWh)'. At the bottom, there are buttons for 'Previous Section' and 'Save and continue'.

You can obtain information about the hotel’s electricity consumption from your electricity bills. These show the consumption during certain periods of time (in KWh) – see chapter 4.4 of the training manual for more information on how to read your hotel’s electricity bills.

To compile the information requested, you will need to have available electricity bills from the last 12 months, and sum the total electricity consumption for each period (normally in KWh). The total electricity consumption will be requested in the “Amount of total electricity consumed” box. The user will be requested to indicate the type of use of this electricity, e.g. it could be that the hotel has an air conditioning system that is powered with electricity, or that the heating system requires electricity to run. The same procedure has to be followed with the other energy sources or fuels.

WHAT IS ASKED

1. Renewable energy technologies

- Type of technology
- Installed capacity
- Amount of renewable energy generated
- Units used

2. Natural resource potential e.g.:

- Access to a river
- Water flow in the river
- Area to install a hot water tank
- Enough space to place a wind turbine

WHAT YOU NEED FOR THIS STEP

- Gather information about existing renewable energy systems that the hotel has in place
- Obtain information from local authorities or regulatory entities (for river access and water flow)
- Carry out a visual analysis of surrounding area (e.g. identifying un-shaded areas (for solar panels) or areas un-blocked by trees/buildings/large equipment etc. (for wind turbines or solar panels).
- Consult hotel's architectural plans
- Measure the area of the available space (width, length and height).

Step 5: Renewable Energy Use: show all the renewable energy sources you use currently (10 min.)

This section gathers information about existing renewable energy systems that the hotel has in place. The window is divided in two parts, the first being a list of different renewable energy technologies. If you select a technology, the system will ask questions regarding the installed capacity of the technology selected, the amount of renewable energy generated, and the units used (e.g. KWh). The second part aims to identify the natural resource potential and the space available at the hotel for installing new renewable energy technologies. These considerations include: access to a river, enough water flow in the river, enough area to install a hot water tank, and/or enough space to place a wind turbine.

If the hotel has surrounding ground area, you will be requested to specify the size of the area around the hotel.

The following table provides recommendations on where to obtain some of this information:

Access rights to a nearby stream or river	This information can normally be obtained from the local authorities or regulatory entity. Contact your local authorities to see what rules apply.
Water flow of the river	Local or state governments, or national entities, are normally in charge of monitoring river water levels and flows, and other characteristics of the river.
Un-shaded space on which to site solar panels	This information can be gathered with a simple visual analysis of the surrounding area of the facilities, identifying areas where sunlight is not blocked e.g. by trees, neighbouring buildings, large equipment and so on.
Unobstructed flow of wind to install a building-mounted wind turbine or a mast-mounted wind turbine	This information can be gathered through simple analysis of the surrounding area of the facilities, identifying e.g. neighbouring buildings, mountains, and large trees that obstruct wind flow.



Hotel energy calculator



My account | My projects | User: magallon | Log Out

Questionnaire

Step 5: Renewable energy produced by the hotel



Show all the renewable energy sources you use currently. 10 min.

Current project: Hotel Villa Paraiso



Step 5: Renewable energy produced by the hotel

Does your hotel have installed any renewable energy sources? ?

Yes No Don't know

Geothermal energy (ground source heat pumps) ?

Geothermal energy for swimming pools ?

Aerothermal heat pumps ?

Micro hydropower

Solar photovoltaic electricity ?

Type of use: ?

Heating Air conditioning & Ventilation Domestic hot water Lighting

Renewable energy capacity installed in your hotel ?

Solar photovoltaic electricity (kW peak)

Amount of renewable energy generated from this energy source in your hotel during the year of reference ?

Solar photovoltaic electricity

Unit

Please select from the list

Solar thermal energy – Domestic Hot Water system (DHWS) ?

Solar thermal energy for swimming pools ?

Solar Thermal energy - Solar COMBI systems (Solar hot water and space heating) ?

Solar Thermal energy - Solar COMBI+ systems (Solar hot water and space heating and cooling) ?

Wind power ?

Potential for installing renewable energy technologies in your hotel

Do you have access rights to a nearby stream or river which has fairly constant water flow during the year (not frozen / not dried up)?

Do you have access to an unshaded space around your property to site panels? ?

Information related to the area and space available inside the hotel may be obtained from the hotel's architectural plans. If you don't have these, you will need to measure the area of the available space (width, length and height).

Step 6. Energy Profile: Explain what energy efficient measure you have already undertaken (5 min.)

WHAT IS ASKED

- **Energy management measures that are already implemented in the hotel**
- Hotel's insulation
- Lighting system
- Energy efficiency equipment
- Heat production system
- Boiler
- Temperature controls
- Space cooling systems
- Information for guests and staff
- **Future plans** for major refurbishment

WHAT YOU NEED FOR THIS STEP

- **Gather information about the energy management measures that are already implemented in your hotel**
- **Carry out a visual inspection of the hotel,**
- **Review relevant files and archives related to implemented measures**
- **Look at equipment manufacturing manuals**
- **Collect missing information from the internet**
- **Contact the manufacturer**

This section will compile information about the energy management measures that are already implemented in your hotel, including relevant characteristics of your hotel's insulation, lighting system, energy efficiency equipment, heat production system, boiler, temperature controls, space cooling systems, information for guests and staff, and any future plans for major refurbishment.

Hotelenergysolutions.net
Increasing the competitiveness & sustainability of the EU accommodation sector

HOTEL ENERGY SOLUTIONS

Hotel energy calculator - Home About Application components User guide English

Hotel energy calculator Project My account My projects User: magallon Log Out

Questionnaire

Current project: Hotel Villa Paraiso

Step 6: Energy profiling

Explain what energy efficient measures you have already undertaken. 5 min.

Step 6: Energy profiling

Implemented measures

Do you measure and follow your energy consumption regularly?

Yes No Don't know

Have you performed an energy audit at your hotel? ?

Yes No Don't know

Have you applied for an Eco-label for tourist accommodation service? ?

Yes No Don't know

Measures implemented to prevent energy loss ?

Wall Insulation (100 mm or more thickness of insulation) ?

Interior insulation

Exterior insulation

Cavity wall insulation

Roof Insulation (100 mm or more thickness of insulation) ?

Please check if it is applicable

Windows and roof lights ?

Single glazing

Double glazing

Triple glazing

Draught proofing

Installation of sun shading devices

Doors ?

Draught proofing

Door closers fitted to external doors

Plastic/forced air curtains fitted in loading bays

Heating and hot water ?

Insulation of boilers, hot water tanks, water pipes, valves, etc.

Hot water heated at point of use

Landscaping to reduce energy needs (trees providing shade and vegetation can cool the air through

This information can be obtained from a visual inspection of the hotel, by reviewing relevant files and archives related to implemented measures, or from equipment manufacturing manuals. (If you don't have the equipment manuals, you can usually obtain the same information from the Internet or by contacting the manufacturer.)

1.05 REPORTS AND SOLUTIONS

Once the questionnaire has been completed, the e-toolkit automatically performs calculations to produce four reports:

With a preliminary input in the questionnaire, you will be able to access:

1. Energy-related report
2. Energy solutions report
3. Carbon footprint Calculator

With additional input in the questionnaire you will be able to access:

4. Return on Investment Calculator

The screenshot shows the 'Hotel Energy Solutions' website interface. The header includes the logo and tagline 'Increasing the competitiveness & sustainability of the EU accommodation sector'. The navigation menu contains 'Hotel energy calculator - Home', 'About', 'Application components', and 'User guide'. The main content area is titled 'Hotel energy calculator' and shows a 'Current project: Hotel Villa Paraiso'. A message states 'You have complete the questionnaire! The following reports are available:'. Three report cards are displayed: 'Energy related report' (Assessing your hotel's current energy use/efficiency and carbon footprint), 'Energy solutions' (Assessing your hotel's current energy use/efficiency and carbon footprint), and 'Carbon footprint' (Measuring your hotel's impact on our climate by estimating the total set of greenhouse gases (GHG) emissions). A fourth card for 'Return on investment calculator' is partially visible below. The footer includes logos for ADEME, EREC, ihra, UNEP, UNWTO, and Intelligent Energy Europe, along with the version and release date: 'Version v10.00.000 Release Date:29/04/2011'.

1. ENERGY RELATED REPORT

The energy-related report provides information on the hotel's current energy performance, and compares this with a predefined benchmark.

The HES benchmark has been set based on review and analysis of data available on energy use by hotels in Europe. This analysis indicates that for most hotels, energy use falls in the range 200-400 kWh/m²/yr. This is consistent with the main range of energy performance differentiation in published energy benchmarks (e.g. by Accor, Nordic Swan scheme, LowE project, WWF/IBLF, or the Thermie programme), which is also between 200-400 kWh/m²/yr.

A statistical meta-analysis combining data from available studies indicates that average energy use by hotels is in the range of 305-330 kWh/m²/yr. The data indicates large variations in energy use levels. Overall, it is evident that the variation between the hotels within each sample is far greater than the differences between the averages for different samples.

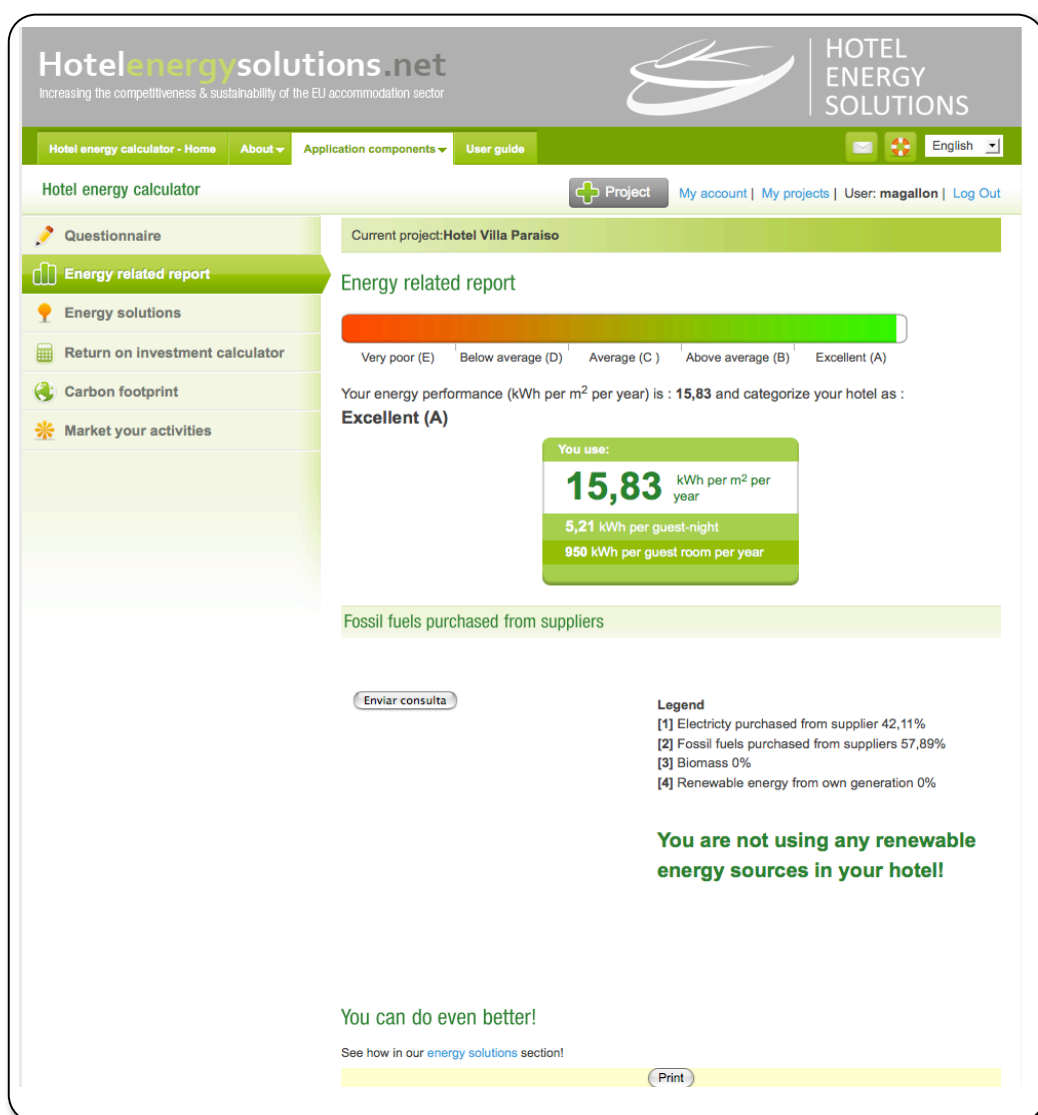
The analysis also indicates that kWh/m²/yr is a more widely reported and useful comparative measure of energy use levels than kWh/guest-night, as the latter measure is susceptible to large variations due to changes in hotel occupancy levels in different years as well as variations in room sizes between different grades of hotel, although it is useful for managers when considering business performance. There was insufficient data to derive benchmark values for kWh/guest-night (and given the variations to which this measure is subject, benchmarks for this measure would be of limited comparative value in any case).

The HES benchmark has been set based on quintiles of the data from the meta-analysis referred to above, and are as follows:

	Range	kWh/m ² /year	Quintiles
Excellent	< 195 kWh/m ² /year	195	20%
Good	195 - 280 kWh/m ² /year	280	40%
Average	280 - 355 kWh/m ² /year	355	60%
Poor	355 - 450 kWh/m ² /year	450	80%
Very poor	> 450 kWh/m ² /year	>450	

The HES e-toolkit Energy Report shows and benchmarks energy use intensity (measured in kWh/m²/yr) for each hotel. It also shows, but does not benchmark, both kWh/guest-night and kWh/guestroom/year, as these are useful measures for managers when considering business performance.

Other points to note are that overall energy use levels can be relatively constant except in the most extreme climatic zones, since reduced need for heating is balanced by increased use of air conditioning. Although increases in energy for heating and less for cooling (and vice-versa) balance out over quite a wide climatic range, there will be significant differences in the necessary technologies to reduce energy use in different climatic zones.



The Energy related report provides a rating bar that indicates the evaluation of the hotel's energy performance (KWh per m2 per year). In this window, there is also a box with different energy performance metrics, including energy performance per m2 year, energy performance per guest night, and energy performance per guest room per year. These figures can be useful as the baseline to compare with future improvements in the hotel.

2. ENERGY SOLUTIONS REPORT: PROPOSED ENERGY SAVING SOLUTIONS FOR YOUR HOTEL

The purpose of the Energy Solutions Report is to provide suggestions for energy efficiency and renewable energy technologies that may be suited to the characteristics of your hotel, taking into account those technologies that the hotel is already using.

For example, the Energy Solutions Report takes into account the solar radiation at the geographical location of the hotel. The e-toolkit has information of the levels of solar radiation experienced in different EU countries, an important factor when providing recommendations on the use of solar renewable energy technologies. The system groups EU countries in three different categories according to whether they experience high, moderate, and low levels of solar radiation. These groupings are based on data for solar radiation mapped across Europe.

Table: data for solar radiation mapped across Europe.

Highest solar radiation	Moderate solar radiation	Lower solar radiation
Bulgaria	Austria	Belgium
Cyprus	France	Czech Republic
Greece	Hungary	Denmark
Italy	Slovakia	Estonia
Malta	Slovenia	Finland
Portugal		Germany
Romania		Ireland
Spain		Latvia
		Lithuania
		Luxembourg
		Netherlands
		Poland
		Sweden
		United Kingdom

Note: There are variations in solar radiation levels within countries, but these are only significant for France and Germany. However, in the e-toolkit system, it has not been possible to sub-divide these countries according to solar radiation levels.

Hotelenergy solutions.net
Increasing the competitiveness & sustainability of the EU accommodation sector

HOTEL ENERGY SOLUTIONS

Hotel energy calculator - Home About Application components User guide English

Hotel energy calculator Project My account My projects User: magallon Log Out






Questionnaire
Energy related report
Energy solutions
Return on investment calculator
Carbon footprint
Market your activities

Current project: Hotel Villa Paraiso

Energy Solutions

Proposed energy saving solutions for your hotel

According to your answers the following are the proposed solutions to be implemented at your hotel

	Reduce your energy consumption!		Use renewable energy!
	No / small investment	High investment	
Heating / Cooling	Thermal insulation of boilers, water systems, domestic hot water tanks and water pipes Read more ... 	Installation of sun shading devices Read more ... 	Aerothermal heat pumps Read more ... 
General electricity	Electric appliances with high energy efficient rating Read more ... 	Key card systems to switch off electricity in guestrooms Read more ... 	

How to go further

Obtain in-depth recommendations: ask for an [energy audit of your hotel](#)

Involve your staff: see [how to train them on energy issues](#)

Information to guests: For your energy efficiency policy to be successful, it is essential to [involve your guests](#).

Energy consumption monitoring is highly recommended to establish fundamental information on energy use in the hotel. [Technologies for monitoring your energy consumption can be found in this link](#).

Tell your guests about your concern for the environment: see how in our [dedicated section](#)

PDF

Created on: 11/5/2011

The report shows general recommendations for improvements in a table that classifies them according to whether they require no investments, small investment, or high investment. For every recommendation, there is a small description of the technology or improvement recommended.

The technologies* include:

Energy Efficiency

Energy consumption monitoring
Energy audit of the hotel
Audit for the European Eco-Label for tourist accommodation service
Staff training
Information to guests
Window insulation
Building Insulation
Prevention of air infiltration and of unnecessary outdoor air supply
Installation of sun protectors
Exterior work to improve summer comfort
Key card systems to switch off electricity in guest rooms
Lighting controls
Energy saving lightbulbs
Energy efficiency rating of electrical appliances
Motors with variable frequency controls in HVAC applications
Regulation of space heating and cooling
High efficiency boilers
Thermal insulation of boilers, water systems, domestic hot water tanks and water pipes
Efficient solutions for active space cooling
Efficient ventilation systems (regulation & pre-heating)

Renewable Energy

Solar photovoltaic electricity systems
Solar thermal energy- Solar COMBI systems
Solar thermal Combi Plus Systems
Solar thermal- Domestic Hot Water systems
Solar heated swimming pools
Small wind energy systems
Biomass- Wood chips and wood pellets- heating systems
Combined Heat and Power (CHP)
Geothermal Energy
Geothermal Energy- Ground Source Heat Pumps
Biomass boilers
Geothermal heat pump (ground source heat pumps)
Micro-hydropower energy systems

Behavioural change

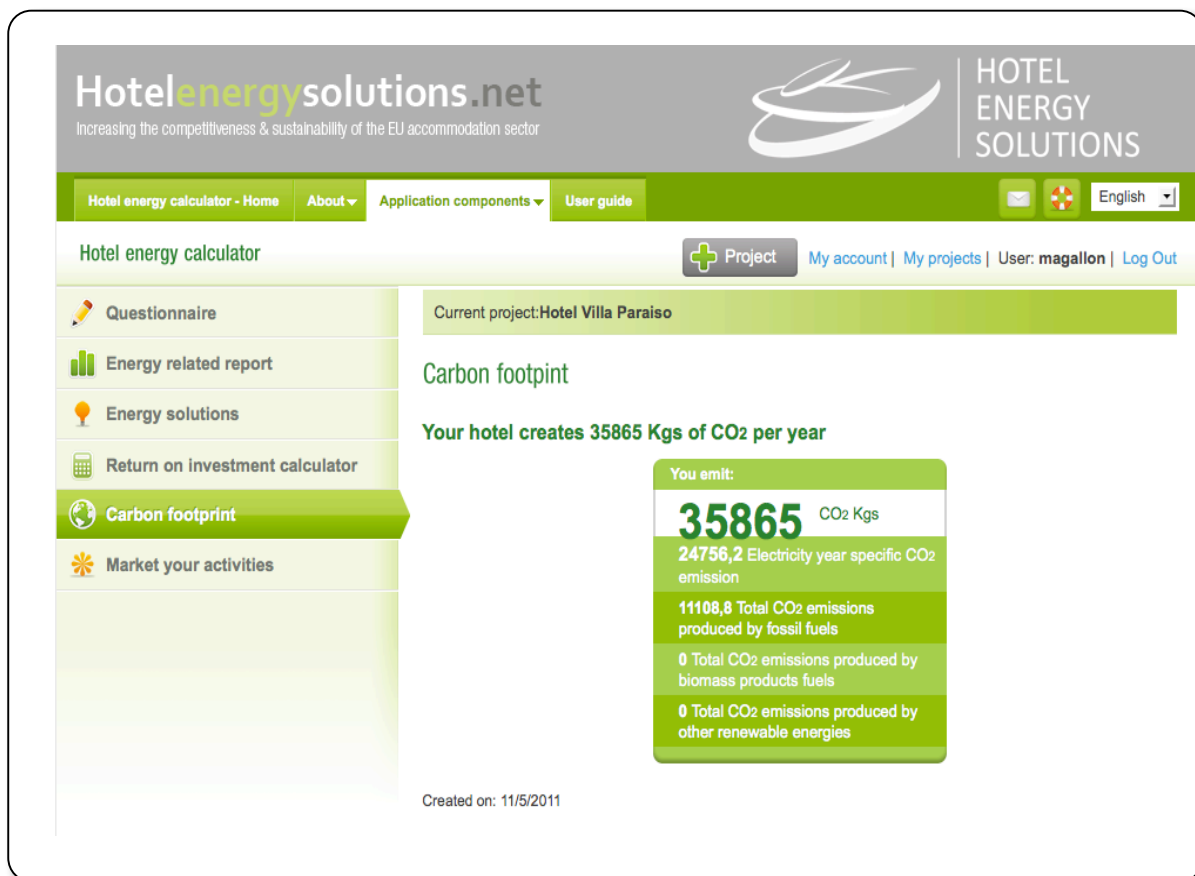
Staff engagement
Guest engagement

* all technologies individual factsheets can be accessed on
<http://hes.unwto.org/en/content/energy-school-renewable-energy>
<http://hes.unwto.org/en/content/energy-school-energy-efficiency>

3. CARBON FOOTPRINT REPORT

The objective of this report is to provide information on the carbon emissions that are associated with the hotel's electricity consumption, fossil fuels consumption, biomass consumption and renewable energy use.

The calculator uses the information provided in the questionnaire to perform these calculations. The carbon emissions are displayed in Kg of CO₂ on an annual basis.



It is important to note that the calculation of CO₂ emissions due to electricity consumption takes into consideration the national emissions per KWh of electricity produced. The CO₂/KWh rate can vary widely from country to country, and it is calculated according to the energy mix and fuel types that are used for generating electricity in that particular location.

The CO₂ emissions derived from fossil fuels are calculated from the information provided in the questionnaire on the amount of fuel used, and the type of fuel.

4. RETURN ON INVESTMENT CALCULATOR

The return on investment calculator helps the hotelier decide whether it is financially worthwhile to invest in an EE or RE technology project. The calculator will give you an estimate of different financial metrics.

To start working with the ROI calculator, select the option “Return on Investment Calculator” located on the left side of the menu screen. With a little additional information, it is possible to use this section of the tool.

DATA ENTRY SCREEN

The first window introduces information that will be needed to perform the calculations, and the questions are divided in three sections:

- Energy project type
- Debt information
- Financial information

Energy project type

This section displays a list of the EE and RE technologies that could be implemented in a hotel facility.

For every technology selected (by clicking on the corresponding box), the system will display the following six questions. Please note that not all of them are mandatory:

Total Investment*	Investment that the technology will require. This value is NOT affected by the inflation rate.
* Annual Maintenance and Operation cost (EUR/year)	This value will be applied during the whole cash flow period and it is affected by the inflation rate. There is no absolute standard as to which cost are included in Operation and Maintenance cost.
Potential Annual Energy Savings (KWh/year)*	This information varies from country to country and from technology to technology.
Feed in Tariff (EUR/KWh)	Other subsidy or incentives (EUR/KWh) Incentives that encourage the implementation of EE/RETs, If there is an energy price incentive.
Predominant energy displaced*	Indicate the type of energy that it is displaced due to the EE/RET implemented. Select “1” for electricity and “2” for Thermal energy.

Mandatory information required to perform the calculations.

The user of the toolkit will need to do some research to find information on the cost of installation and technology on the internet, as it varies between countries/providers etc. The distributor, manufacturer or project developer can also help to provide this information.

Debt information

The second section requests information on any existing debt financing for the project, including:

Debt amount	Amount to be financed
Interest rate	Cost of the financing
Debt repayment period	Number of years to repay the debt

Please note that this information is not mandatory for performing the calculations.

If the information is left blank, the system will assume that there is no debt financing for the project (only equity from the hotelier).

Financial information

The third part of this section requests information needed to calculate the metrics.

Analysis Term (years)*	is the amount of time or the period that the analysis covers. The minimum value is 1 year and the maximum analysis period is 20 years. The entry has to be whole number, not years with decimals.
Discount rate*	Is the rate used for computing present values, which reflects the fact that the value of money depends on the time in which the cash flow occurs.
Inflation	The raise in price level expected. The inflation affects the energy savings (income) and the operational costs.
TAX Rate	The rate applied to taxable income
Depreciation Period (years)	The amount of time required for the original capital investment to be fully recovered. It is used for accounting purposes and Tax deductions. The entry could be between 0 (Zero) and 20 years. And it is calculated in a linear regression diminishing the value of the total investment by a fixed amount each year. It is assumed that the final value (salvage value) at the end of the depreciation period is zero.
Average Price of Electricity (EUR/KWh)* Average Price of Thermal energy (EUR/KWh)*	Information on electricity prices, and fuel prices can be obtain from the energy bills, or an estimate (for different countries in Europe) can be obtained in the next URL address http://www.energy.eu/

* Mandatory information required to perform the calculations

Once you have entered the information and pressed the “save and continue” button at the bottom of the window, the system will perform the calculations to evaluate the ROI metrics. Please note that given the amount of parameters taken into account in the calculation, it takes around 45 seconds to make the calculation and generate the reports.

Reports

By selecting the “Return on Investment Calculator” report you will be directed to the Energy Savings report window. In the upper right side of this window there are three icons. These icons represent the different ROI reports that the system generates, including:

- Energy savings
- Cash flow
- Return on Investment outputs

The screenshot displays the 'Hotel Energy Solutions' website interface. The header includes the logo and tagline 'Increasing the competitiveness & sustainability of the EU accommodation sector'. The navigation bar contains links for 'Home', 'About', 'Application components', and 'User guide', along with a language selector set to 'English'. The main content area is titled 'Hotel energy calculator' and shows the current project as 'Hotel Villa Paraiso'. A sidebar on the left lists various tools: Questionnaire, Energy related report, Energy solutions, Return on investment calculator, Carbon footprint, and Market your activities. The main content area displays a 'Summary of investments and income' table under the heading 'Energy efficiency'.

	Normal Energy tariff (EUR/KWh)	Total Investment (EUR)	Annual Maintenance and Operation cost (EUR)	Potential Annual Energy Savings (EUR)
Window insulation	0	0	0	0
Building insulation	0	0	0	0
Prevention of air infiltration and of unnecessary outdoor air supply	0	0	0	0
Installation of sun shading devices	0	0	0	0
Outside works to improve summer comfort	0	0	0	0
Key card systems to switch off electricity in guestrooms	0	0	0	0
Lighting control	0,1	10000	1000	3000
Energy saving light bulbs	0	0	0	0
Electric appliances with high energy efficient rating	0	0	0	0
Energy efficient motors in Heating, Ventilation and Air-Conditioning applications	0	0	0	0
Regulation of space heating and cooling	0	0	0	0
High efficiency boilers	0	0	0	0
Thermal insulation of boilers, water systems, domestic hot water tanks and water pipes	0,06	0	0	0
Efficient solutions for active space cooling	0	0	0	0
Efficient ventilation systems	0	0	0	0

ENERGY SAVINGS REPORT

The Energy Savings Report is divided into three tables. The first four tables summarise the information that was introduced in the data entry section for each type of technology (one table each for energy efficiency, renewable energy or other investments). Each row contains information about the energy price, total investment, maintenance and operating cost, and potential annual energy savings associated with a specific technology option for your hotel.

The EE and RE investment tables are shown below:

Energy savings

Energy efficiency

	Normal Energy tariff (EUR/KWh)	Total Investment (EUR)	Annual Maintenance and Operation cost (EUR)	Potential Annual Energy Savings (EUR)
Window insulation	0	0	0	0
Building insulation	0	0	0	0
Prevention of air infiltration and of unnecessary outdoor air supply	0	0	0	0
Installation of sun shading devices	0	0	0	0
Outside works to improve summer comfort	0	0	0	0
Key card systems to switch off electricity in guestrooms	0	0	0	0
Lighting control	0,1	10000	1000	2000
Energy saving light bulbs	0	0	0	0
Electric appliances with high energy efficient rating	0	0	0	0
Energy efficient motors in Heating, Ventilation and Air-Conditioning applications	0	0	0	0
Regulation of space heating and cooling	0	0	0	0
High efficiency boilers	0	0	0	0
Thermal insulation of boilers, water systems, domestic hot water tanks and water pipes	0,06	0	0	0
Efficient solutions for active space cooling	0	0	0	0
Efficient ventilation systems	0	0	0	0

Renewable energies

	Normal Energy tariff (EUR/KWh)	Total Investment (EUR)	Annual Maintenance and Operation cost (EUR)	Potential Annual Energy Savings (EUR)
Biomass	0	0	0	0
Geothermal energy for swimming pools	0	0	0	0
Aerothermal heat pumps	0	0	0	0
Geothermal energy (ground source heat pumps)	0	0	0	0
Solar Thermal energy - Solar COMBI systems	0	0	0	0
Solar Thermal energy - Solar COMBI+ systems	0	0	0	0
Solar thermal energy - Domestic Hot Water system (DHWS)	0	0	0	0
Solar Photovoltaic	0,1	0	0	0
Wind energy	0	0	0	0
Micro hydropower	0	0	0	0
Solar thermal energy for swimming pools	0	0	0	0

The 'Other Investments' is shown below:

Other investments				
	Normal Energy tariff (EUR/KWh)	Total Investment (EUR)	Annual Maintenance and Operation cost (EUR)	Potential Annual Energy Savings (EUR)
Energy audit of the hotel	0	0	0	0
European Eco-label for tourist accommodation service	0	0	0	0
Energy consumption monitoring	0	0	0	0
Staff training	0	0	0	0
Information to guests	0	0	0	0

Total annual energy savings			
	Total Investment (EUR)	Annual Maintenance and Operation cost (EUR)	Potential Annual Energy Savings (EUR)
Total	10000	1000	2000

The total "Potential Annual Energy savings" is estimated from different factors, such as amount of energy saved, price of energy, feed-in tariff (if any) and/or other incentives.

The fourth table adds together the total potential energy savings from the previous variables (total investment, annual operation cost, and potential energy savings)

Total annual energy savings			
	Total Investment (EUR)	Annual Maintenance and Operation cost (EUR)	Potential Annual Energy Savings (EUR)
Total	10000	1000	2000

CASH FLOW

This report summarises information on the income, the breakdown of the costs, and the balance of each year of the analysis term of the project. The information is divided in two main sections: a summary table of the general project investment conditions, the cash flow.

The first table is a summary of the project general conditions. The second table, “Cashflow of the complete project, is divided in two sections. The first section shows the investments (at the beginning of the project):

Cashflow of the complete project - unleveraged

Cash flow from investment

Year	0	1	2	3	4	5	6	7	8	9	10	11	12	13	14	15	16	17	18
(-) Total Investment	-10000	0	0	0	0	0	0	0	0	0	0	0	0	0	0	0	0	0	0
Subtotal (1)	-10000	0	0	0	0	0	0	0	0	0	0	0	0	0	0	0	0	0	0

Cash flow

Year reference	10
Total Investment	10000
Discount rate	0,08
Debt	20000
Interest rate - cost of debt	0,08
Debt repayment period	5
Inflation	0,02
TAX	0,3

The second section shows the energy savings (revenues) and the breakdown of costs (maintenance and operation costs, depreciation, interest, etc.) for each year:

Cash flow from Operation

Year	0	1	2	3	4	5	6	7
(+) Energy Savings (Revenues)	0	2040	2080,8	2122,42	2164,86	2208,16	2252,32	2297
(-) Maintenance and Operation cost	0	-1020	-1040,4	-1061,21	-1082,43	-1104,08	-1126,16	-1148
(-) Depreciation	0	2000	2000	2000	2000	2000	0	
(-) Interest	0	-1600	-1327,27	-1032,72	-714,61	-371,05	0	
Total income before taxes	0	-2580	-2286,87	-1971,51	-1632,18	-1266,97	1126,16	1148
(-) Tax	0	0	0	0	0	0	0	
(+) Depreciation	0	2000	2000	2000	2000	2000	0	
(-) Principal	0	-3409,13	-3681,86	-3976,41	-4294,52	-4638,08	0	
Net income after taxes	-10000	-3989,13	-3968,73	-3947,92	-3926,7	-3905,05	1126,16	1148
Present value	-10000	-3693,64	-3402,55	-3133,99	-2886,24	-2657,71	709,67	670
Net present value	-10000	-13693,64	-17096,19	-20230,18	-23116,42	-25774,13	-25064,46	-24394
IRR								
Discounted payback								

The amortization debt line shows an estimate of the gradual elimination of the debt in regular payments over a specified period of time. Such payments must be sufficient to cover both principal and interest.

The depreciation line shows how the technology assets lose its value over time (in other words, they depreciate). The tool calculates the depreciation in equal instalments until the book value of the asset is reduced to zero.

The second section also shows the balances for each year (net income after taxes). These values are then discounted to obtain their present value (PV).

The NPV is the sum of the PV of a selected year plus the PV of all previous years. For example, the NPV of year 3 is the sum of the $PV_{\text{year 3}} + PV_{\text{year 2}} + PV_{\text{year 1}} + PV_{\text{year 0}}$):

$$NPV_{\text{year 3}} = -3133.99 -3402.55 -3693.64 -10000$$

$$NPV_{\text{year 3}} = -20230.18$$

The Internal Rate of Return (IRR) calculation is a unique value for the entire project, and it is displayed in the last year of the project's analysis term. For example, if the project term is 10 years, the IRR will be shown in the column of year 10.

The higher a project's internal rate of return, the more desirable it is to undertake the project. An investment is financially viable if the IRR exceeds the required "discount rate". Otherwise, the investment should not be made.

The discounted Payback Period is the period of time required for the return on an investment to "repay" the sum of the original investment, and the value will be displayed in the column of the year that matches the result of this calculation.

Note: you can find more information about how to calculate the IRR, NPV and Discounted Payback period in Annex 8 of this training manual.

RETURN ON INVESTMENT OUTPUTS

This report summarises all the metrics that were calculated to evaluate the project investment. The report has three tables. The first table displays information on how the investment has been financed (including debt and equity portion), the second table displays the metrics (IRR, Net Present Value and Payback Pack period in years), and the third table shows the same values in a leveraged scenario.

Return on investment - Outputs	
Total Equity (EUR)	10000
Total Debt (EUR)	0
TOTAL INVESTMENT	10000

Metrics - Unleveraged	
Total Investment	10000
IRR	0,17
Net Present Value	4802,57
Discounted Payback Period (years)	6,1

IRR – Internal Rate of Return:

The higher a project's internal rate of return, the more desirable it is to undertake the project. An investment is viable if the IRR exceeds the required “discount rate” and should be rejected otherwise.

NPV – Net Present Value:

Projects with a positive NPV represent net savings for the hotel. Projects associated with an NPV of zero will recuperate only the cost of the capital required to make the investment. Projects with a negative NPV represent a financial loss for the hotel.

Discounted Payback Period:

This is the period of time required for the return on an investment to "repay" the sum of the original investment. A short payback period is desirable, because the sooner the cash is recovered, the sooner it becomes available for reinvestment in other projects.

Please note: in order for an investment to be attractive, the NPV must be bigger than zero, and the IRR must be bigger than the discount rate. When you have two project options with similar NPV or IRR, it is better to choose the project that has the shorter payback period.

LEARN MORE: ADDITIONAL PUBLICATIONS AND COMMUNICATION MATERIALS

In addition to the e-toolkit, the HES has a series of publications and communication materials which can provide practical and cost effective ways for SMEs to improve their energy efficiency as well as implementing renewable energy solutions in an easy to use format for non-experts. These help users gain a deeper knowledge about the range of choices available to them. An „Energy School“ section on the HES website explains the steps and „educates users“ to reach a successful environmental policy in their hotels, with tips such a sensitizing guests and staff.

All the information contained in the aforementioned publications has been used to build the HES e-Toolkit.

1.06 COMMUNICATION MATERIALS: HES VIDEO AND BROCHURE


The HES Video and Brochure can help you sensitize your guests on energy savings and encourage them to take an active role, by providing them with useful tips and ideas which they can apply during their stay, as well as at home.

We authorize the use of these materials free-of-charge to support hoteliers.



E-BROCHURE

<http://hes.unwto.org/en/content/communication-tools-sensitizing-your-guests>



HES 3D VIDEO


<http://vimeo.com/29033687>

PUBLICATIONS




ENERGY EFFICIENCY SERIES

[Best Practices Guide - Successful EET Integration in SME Hotels. Factors and Initiatives affecting Energy Efficiency use in the Hotel Industry.](#)
[Key Energy Efficiency Solutions for SME Hotels.](#)
[Key Energy Efficiency Technologies Database for SME Hotels.](#)



RENEWABLE ENERGY SERIES

[Best Practices Guide – Successful Renewable Energy Technologies integration in SME Hotels.](#)
[Key Renewable Energy \(RE\) Solutions for SME Hotels.](#)



RESEARCH SERIES

[Analysis on energy use by European hotels: online survey and desk research](#)



TRAINING MANUAL 2011

Energy Efficiency and Renewable Energy Applications in the Hotel Sector: TRAINING MANUAL

Contact
World Tourism Organization
ICR-HES@unwto.org

42, Capitan Haya
28020 Madrid SPAIN
Tel: +34 91 5679 305
www.unwto.org

Hotel Energy Solutions Official Partners



Supported by

